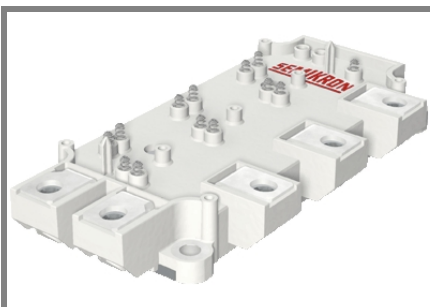


SEMiX 151GD126HDs



SEMiX® 13s

Trench IGBT Modules

SEMiX 151GD126HDs

Preliminary Data

Features

- Homogeneous Si
- Trench = Trenchgate technology
- $V_{CE(sat)}$ with positive temperature coefficient
- High short circuit capability

Typical Applications

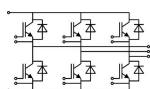
- AC inverter drives
- UPS
- Electronic Welding

Remarks

- Case temperatur limited to $T_C=125^\circ\text{C}$ max.

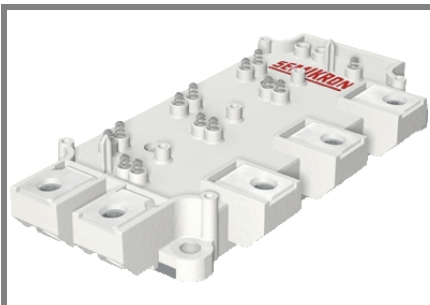
Absolute Maximum Ratings		$T_{case} = 25^\circ\text{C}$, unless otherwise specified		
Symbol	Conditions	Values	Units	
IGBT				
V_{CES}	$T_j = 25^\circ\text{C}$	1200	V	
I_C	$T_j = 150^\circ\text{C}$	$T_c = 25^\circ\text{C}$	170	A
		$T_c = 80^\circ\text{C}$	120	A
I_{CRM}	$I_{CRM} = 2 \times I_{Cnom}$	200	A	
V_{GES}		± 20	V	
t_{psc}	$V_{CC} = 600\text{ V}; V_{GE} \leq 20\text{ V}; T_j = 125^\circ\text{C}$ $V_{CES} < 1200\text{ V}$	10	μs	
Inverse Diode				
I_F	$T_j = 150^\circ\text{C}$	$T_c = 25^\circ\text{C}$	150	A
		$T_c = 80^\circ\text{C}$	105	A
I_{FRM}	$I_{FRM} = 2 \times I_{Fnom}$	200	A	
I_{FSM}	$t_p = 10\text{ ms}; \text{sin.}$	$T_j = 25^\circ\text{C}$	700	A
Module				
$I_{t(RMS)}$		600	A	
T_{vj}		- 40 ... + 150	$^\circ\text{C}$	
T_{stg}		- 40 ... + 125	$^\circ\text{C}$	
V_{isol}	AC, 1 min.	4000	V	

Characteristics		$T_{case} = 25^\circ\text{C}$, unless otherwise specified			
Symbol	Conditions	min.	typ.	max.	Units
IGBT					
$V_{GE(th)}$	$V_{GE} = V_{CE}; I_C = 4\text{ mA}$	5	5,8	6,5	V
I_{CES}	$V_{GE} = 0\text{ V}, V_{CE} = V_{CES}$			0,3	mA
V_{CE0}		$T_j = 25^\circ\text{C}$	1	1,2	V
		$T_j = 125^\circ\text{C}$	0,9	1,1	V
r_{CE}	$V_{GE} = 15\text{ V}$	$T_j = 25^\circ\text{C}$	7	9,5	$\text{m}\Omega$
		$T_j = 125^\circ\text{C}$	11	13,5	$\text{m}\Omega$
$V_{CE(sat)}$	$I_{Cnom} = 100\text{ A}, V_{GE} = 15\text{ V}$	$T_j = 25^\circ\text{C}_{chiplev.}$	1,7	2,15	V
		$T_j = 125^\circ\text{C}_{chiplev.}$	2	2,45	V
C_{res}	$V_{CE} = 25, V_{GE} = 0\text{ V}$	$f = 1\text{ MHz}$	7,2		nF
C_{oes}			0,38		nF
C_{res}			0,33		nF
Q_G	$V_{GE} = -8 \dots +15\text{V}$		800		nC
$t_{d(on)}$	$R_{Gon} = 1,7\ \Omega$	$V_{CC} = 600\text{V}$ $I_{Cnom} = 100\text{A}$	290		ns
t_r			50		ns
E_{on}	$R_{Goff} = 1,7\ \Omega$	$T_j = 125^\circ\text{C}$	12		mJ
$t_{d(off)}$			605		ns
t_f			110		ns
E_{off}			14		mJ
$R_{th(j-c)}$	per IGBT			0,21	K/W



GD

SEMiX 151GD126HDs



SEMiX® 13s

Trench IGBT Modules

SEMiX 151GD126HDs

Preliminary Data

Features

- Homogeneous Si
- Trench = Trenchgate technology
- $V_{CE(sat)}$ with positive temperature coefficient
- High short circuit capability

Typical Applications

- AC inverter drives
- UPS
- Electronic Welding

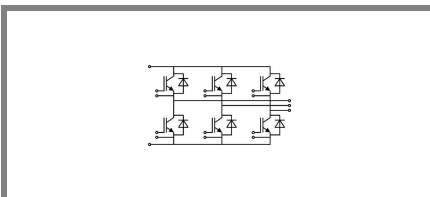
Remarks

- Case temperatur limited to $T_C=125^\circ\text{C}$ max.

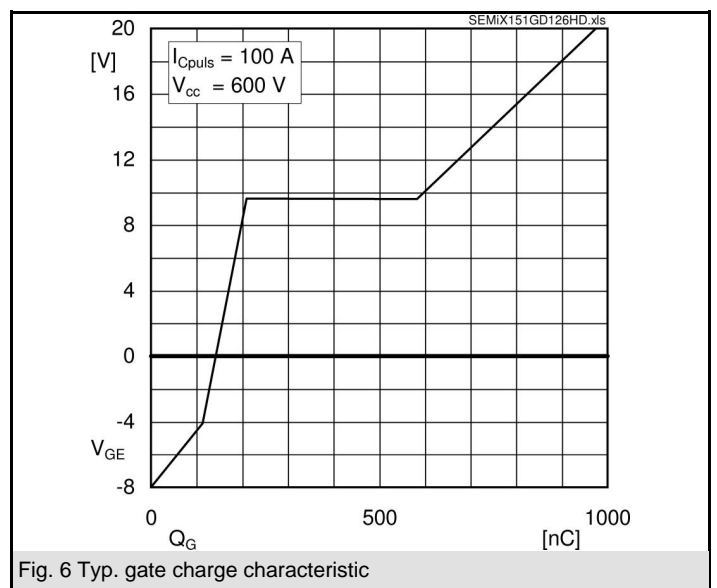
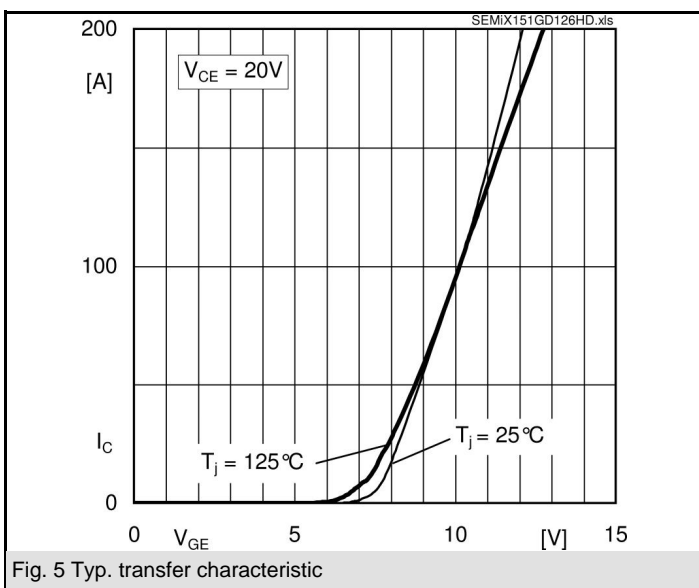
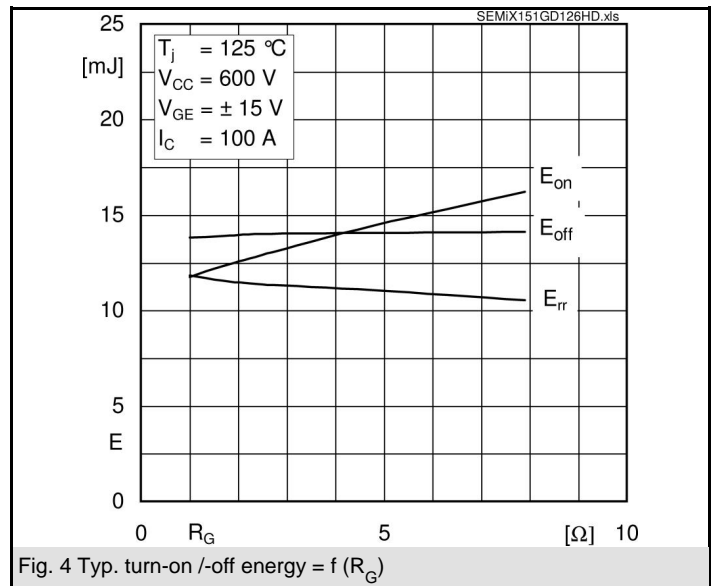
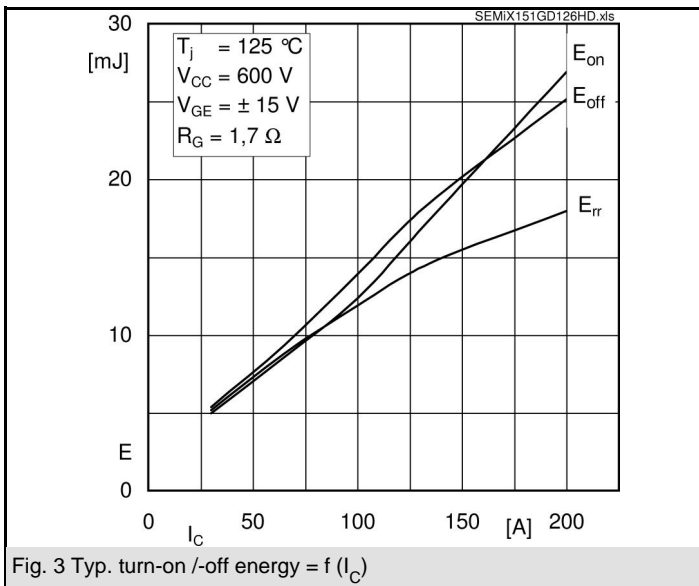
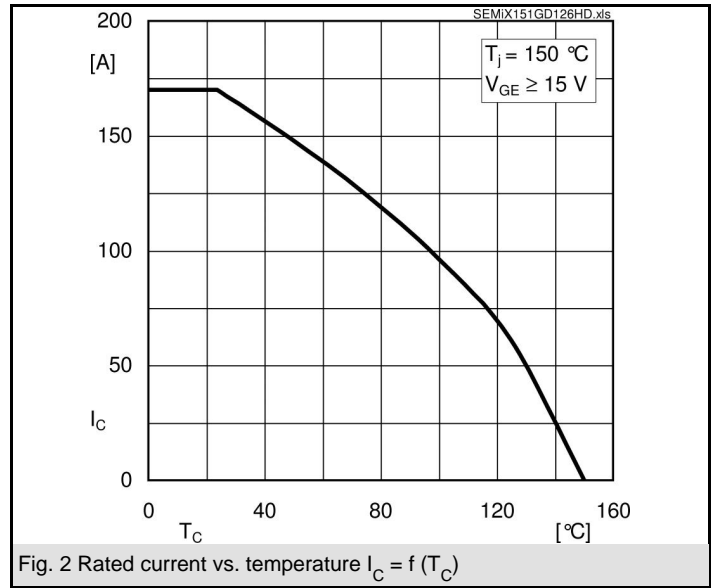
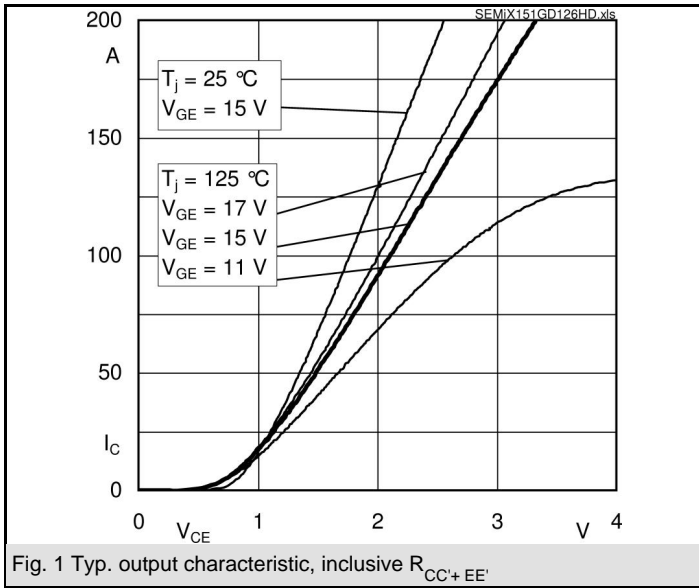
Characteristics		min.	typ.	max.	Units
Inverse Diode					
$V_F = V_{EC}$	$I_{Fnom} = 100\text{ A}; V_{GE} = 0\text{ V}$		1,6	1,8	V
	$T_j = 25^\circ\text{C}_{chiplev.}$				
	$T_j = 125^\circ\text{C}_{chiplev.}$		1,6	1,8	V
V_{F0}			1	1,1	V
	$T_j = 25^\circ\text{C}$				
	$T_j = 125^\circ\text{C}$		0,8	0,9	V
r_F			6	7	mΩ
	$T_j = 25^\circ\text{C}$				
	$T_j = 125^\circ\text{C}$		8	9	mΩ
I_{RRM}	$I_{Fnom} = 100\text{ A}$		125		A
Q_{rr}	$di/dt = 2900\text{ A}/\mu\text{s}$		26		μC
E_{rr}	$V_{GE} = -15\text{ V}; V_{CC} = 600\text{ V}$		11,5		mJ
$R_{th(j-c)D}$	per diode			0,36	K/W
Module					
L_{CE}			20		nH
$R_{CC'+EE'}$	res., terminal-chip	$T_{case} = 25^\circ\text{C}$	0,7		mΩ
		$T_{case} = 125^\circ\text{C}$	1		mΩ
$R_{th(c-s)}$	per module		0,04		K/W
M_s	to heat sink (M5)		3	5	Nm
M_t	to terminals (M6)		2,5	5	Nm
w				350	g
Temperature sensor					
R_{100}	$T_c = 100^\circ\text{C}$ ($R_{25} = 5\text{ k}\Omega$)		0,493±5%		kΩ
$B_{100/125}$	$R(T) = R_{100} \exp[B_{100/125} (1/T - 1/T_{100})]$; $T[\text{K}]$		3550±2%		K

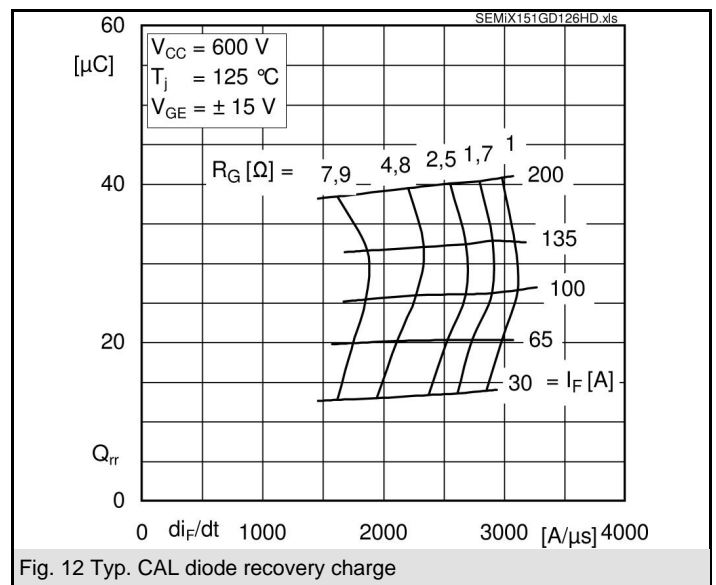
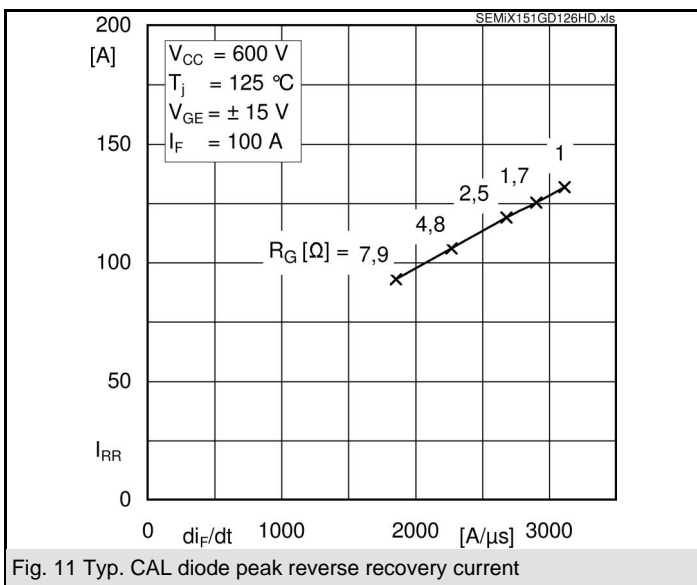
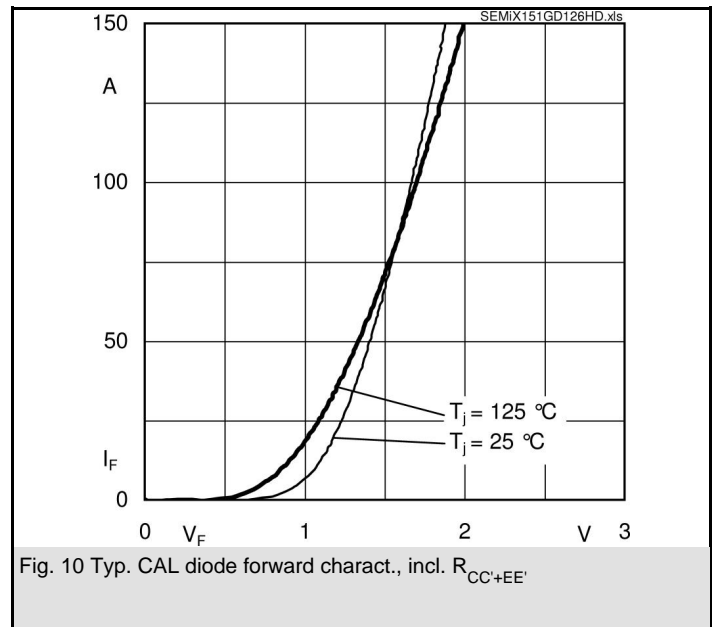
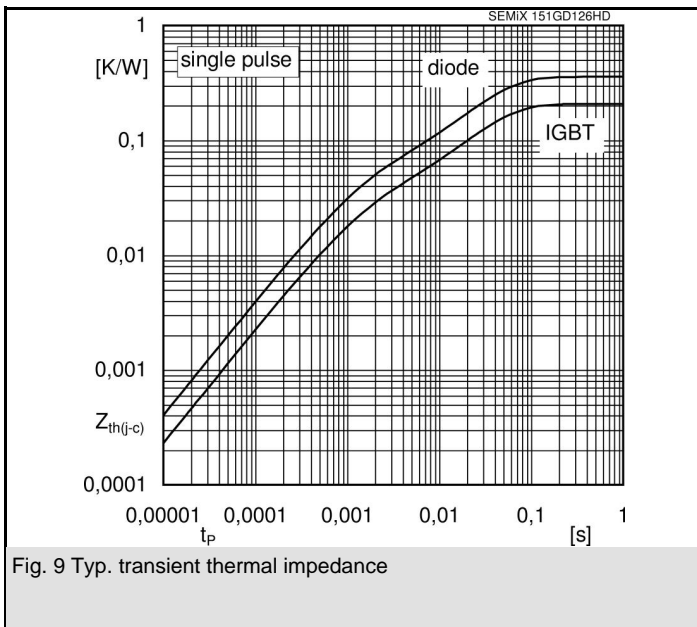
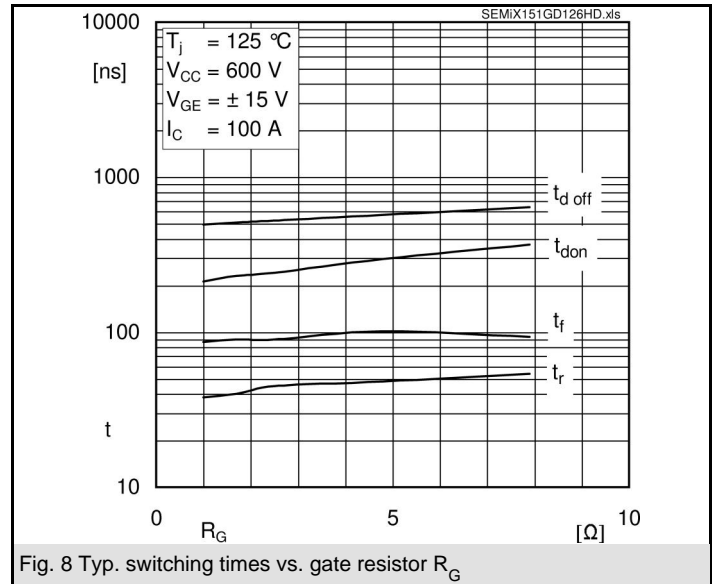
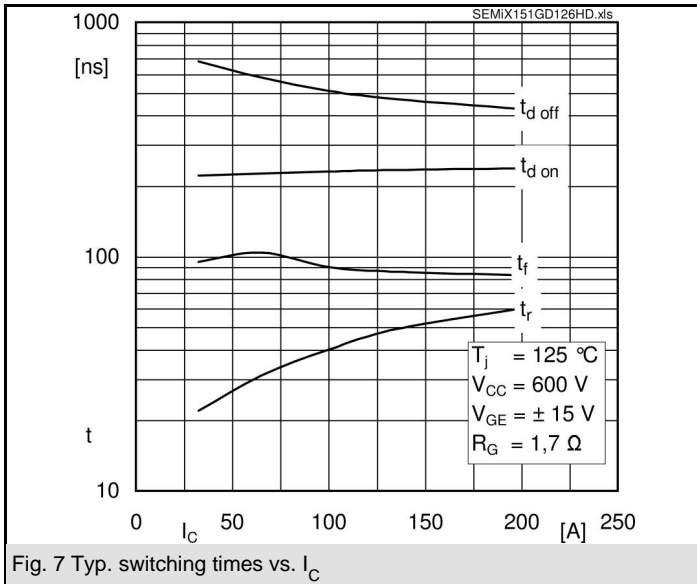
This is an electrostatic discharge sensitive device (ESDS), international standard IEC 60747-1, Chapter IX.

This technical information specifies semiconductor devices but promises no characteristics. No warranty or guarantee expressed or implied is made regarding delivery, performance or suitability.



GD

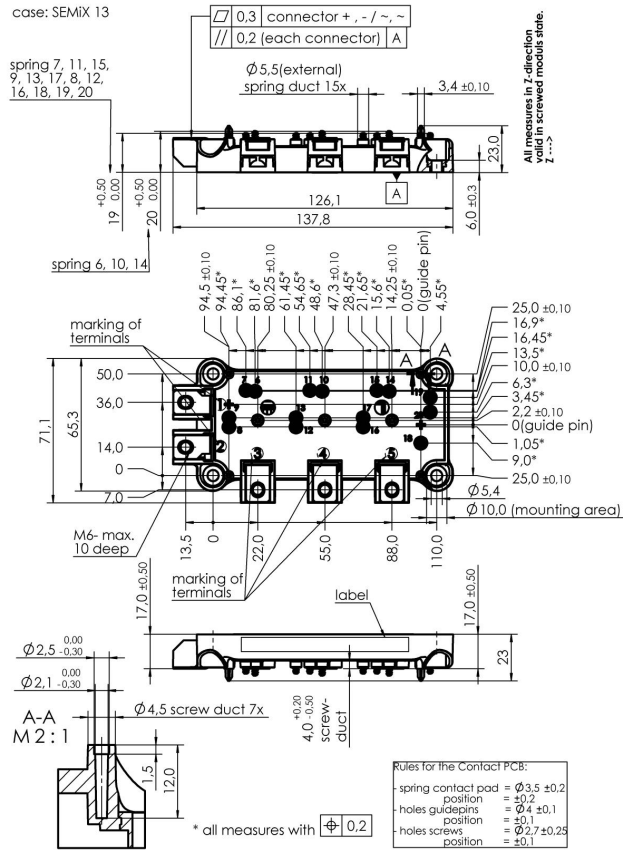




SEMiX 151GD126HDs

UL Recognized
File no. E 63 532

Dimensions in mm



Case SEMiX 13s

